



Pearson  
English

# English Benchmark *Young Learners*

---

A new generation of assessment  
for a new generation of learners



Benchmark

# Contents

Introducing English Benchmark Young Learners	3
How can English Benchmark be used?	4
Measuring real skills	5
Detailed scores for making informed decisions	7
Big English & English Benchmark	8
Global Scale of English	10
How can a computer measure English ability?	11



# Introducing English Benchmark *Young Learners*

There are too many tests in the world, putting extra pressure on learners and creating added administrative work for teachers.

Research shows that learners thrive in environments that are comfortable and familiar to them.

English Benchmark is the test that doesn't feel like a test. It measures speaking, listening, reading, and writing, through fun and interactive tablet-based activities that are intuitive for your next generation learners.

Scored on the Global Scale of English (GSE), it shows your students' strengths and weaknesses, and compares them with other learners across a cohort.

*Our students love taking English Benchmark and our teachers always feel stress-free and relaxed while running the test. Even our youngest students are able to stay focused throughout the entire test—they are totally drawn into a virtual world!*

**EVONNE CHAN,**

Director of Studies at Malayan English Academy

# How can English Benchmark be used?

## About the test

- Measures Speaking, Listening, Reading, and Writing skills\*
- For ages 6–14
- Tablet-based
- 6 levels: <A1–B1+
- 5 tests available per level
- Uses International English
- Scored on CEFR and GSE
- Results available within minutes
- Feedback available as can-do statements for learners and next steps for teachers
- Parent reports and student certificates available

\*Writing scores are not currently available for Level 1



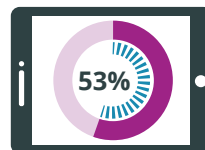
## As a diagnostic and formative tool

English Benchmark can be administered at the beginning of the school year to obtain a baseline measure of the student's English proficiency, identify learning needs and help inform instruction.



## As a progress monitor

The test enables teachers to monitor students' progress throughout the year and provides key data to inform instruction.




## As a readiness indicator for high stakes exams

Because the test is aligned to internationally-recognised scales (CEFR and GSE), it can be a reliable predictor of student success on formal examinations like Pearson Test of English (PTE) Young Learners and Cambridge English Young Learners.

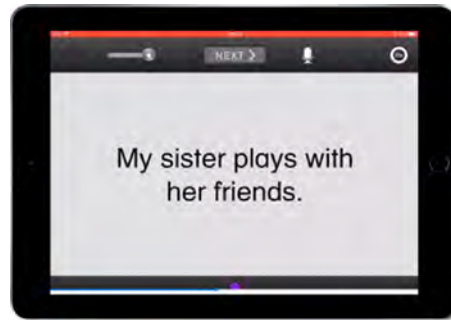
# Measuring real skills

Engaging graphics and animations help students feel like they are playing a game instead of taking an English test. Using principles from game design, students are motivated to complete each task and get to the end of the test, all while being tested on content that is familiar to them.



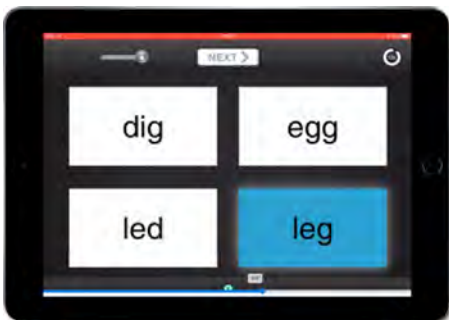
## Speaking

To demonstrate speaking skills, students may be asked to repeat a sentence, answer a question, or watch a short clip and explain what they saw.



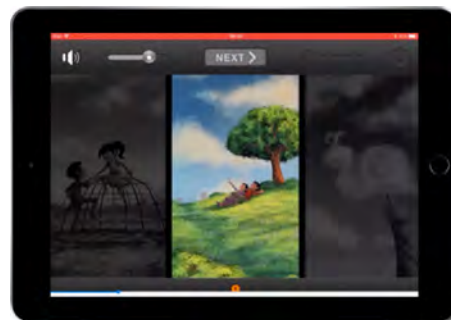
## Reading

Students are asked to read texts of increasing length and difficulty to assess their reading ability.



## Listening

Listening skills are assessed throughout the test, as students are asked to listen to prompts and respond by touching the word they hear, speaking about a situation, or answering a question they hear.



## Writing

To measure writing skills, students in Levels 2+ are asked to complete a series of tasks such as writing a story about a picture they see on screen or choosing a correct word to complete a sentence.





# Detailed scores for making informed decisions

Pearson's sophisticated automated scoring is trusted by governments, ministries of education and corporations around the world. Benefit from detailed reporting and recommendations for what to teach next to help your students improve.

## Accurate insights

Scores are reported on the Global Scale of English and Common European Framework of Reference (CEFR), and score reports also include Learning Objectives.

You can see detailed information on each student's performance for each skill in a single testing session or over time, as well as skills descriptions and trends across the whole cohort.



## Simplify your teaching

English Benchmark simplifies lesson planning by providing recommendations for what to teach.

Once your students have taken the test, you will see results showing their performance for each skill.

You can also view recommendations for what to teach next, based on their scores.

Links to Pearson courses mean that you can see specific lessons to teach from your course, or you can view the GSE recommendations to build your own lesson plan.

# Big English & English Benchmark

English Benchmark and Pearson coursebooks make the perfect partners for your language and learning assessment.

As your students learn with coursebooks like Big English, Now I Know!, Poptropica, GoGetter, and Wider World, you can use English Benchmark to measure their progress.

After students have taken their test, you will see recommendations of which lessons to teach next in order to focus on the areas that need improvement.

## The difference between English Benchmark and coursebook tests

The tests that you see in our coursebooks have been specifically designed to check that students have understood the course content. In contrast, English Benchmark is not connected to a specific course, measuring commonly accepted English language proficiency at a given level.







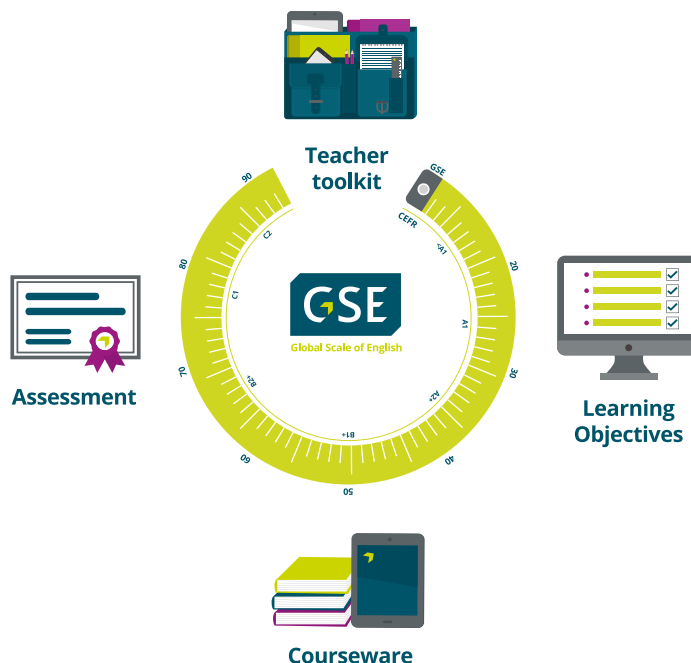
# Global Scale of English

English Benchmark is based on the Global Scale of English, helping you see and track students' progress more easily.

The Global Scale of English (GSE) is the first truly global English language standard, allowing teachers to more accurately and easily measure learner progress.

Based on research involving over 6000 teachers from more than 50 countries, the GSE extends the Common European Framework of Reference (CEFR).

Using a scale from 10 to 90, it pinpoints exactly what needs to be mastered for the four skills of speaking, listening, reading, and writing, at any point on the scale.



## English Benchmark is available for all levels to the end of B1+

	Level 1	Level 2	Level 3	Level 4	Level 5	Level 6
<b>Products</b>	5 tests available	5 tests available	5 tests available	5 tests available	5 tests available	5 tests available
<b>Test duration</b>	16 mins	22 mins	30 mins	30 mins	36 mins	36 mins
<b>GSE</b>	10–27	16–34	22–40	27–45	33–52	42–58
<b>CEFR</b>	<A1–A1	<A1–A2	A1–A2+	A1–B1	A2–B1+	A2+–B1+

Test levels are based on ability rather than age or grade so they are suitable for all ages. Information about how to choose a suitable level for each student is provided in a comprehensive user guide. At least 120 hours of learning are required between each test to show progress.

# How can a computer measure English ability?

Using a computer or a tablet to measure speaking, listening, reading and writing skills may sound too good to be true.

Our automated technology is based on inputting data from thousands of students and teachers to develop algorithms that predict how a human would mark any given test. Our artificial intelligence (AI) systems can analyse speech and writing, meaning teachers don't have to spend valuable time marking tests.

## How does it work?

**1**

We work with teachers and educators (you!) to understand which skills are most important for your learners.

**2**

A team of test writers develops items based on this feedback, and the can-do statements on the Global Scale of English.

**3**

We test the test by getting real-life sample responses from students around the world, for a team of examiners to mark.

**4**

We refine the machine scoring engines so they can accurately predict how teachers would score the test.

English Benchmark uses the same robust technology as tests trusted by governments, universities and corporations around the world for visa applications and recruitment – it's powerful stuff!



[english.com/benchmark](https://english.com/benchmark)



Benchmark